

FY 2013 TOTAL WALK-IN DATA

CHINESE CAMP													
California	Jul-12	Aug-12	Sep-12	Oct-12	Nov-12	Dec-12	Jan-13	Feb-13	Mar-13	Apr-13	May-13	Jun-13	TOTALS
1 No Calif	20	12	16	10	10	2	0	0	0	17	2	16	105
5 Sac Area	50	32	25	22	12	0	0	0	0	56	12	35	244
6 East Bay	101	89	25	49	29	1	0	0	0	72	60	66	492
8 North Bay	73	67	38	34	11	0	0	0	0	32	23	67	345
9 South Bay	22	66	41	14	3	0	0	0	0	27	50	64	287
10 Stock/Mod	47	40	25	44	18	0	0	0	0	44	25	65	308
11 Salinas/M	2	0	0	6	0	3	0	0	0	7	2	0	20
12 Central Va	25	11	7	2	4	0	0	0	0	7	3	9	68
15 Southern C	125	119	51	31	27	1	0	0	0	66	38	47	505
27 San Diego	30	15	4	7	13	0	0	0	0	3	7	17	96
CA Subtot	495	451	232	219	127	7	0	0	0	331	222	386	2470
States													
28 SouthWes	53	39	32	34	8	4	0	0	0	30	20	58	278
29 NorthWes	62	89	61	44	25	0	0	0	0	48	46	65	440
30 MidWest	151	150	95	62	23	0	0	0	0	27	67	125	700
31 Central St	147	183	154	134	39	3	0	0	0	69	94	143	966
32 Southern C	64	31	42	41	23	0	0	0	0	21	40	28	290
33 SE Seabo	94	93	74	79	4	0	0	0	0	46	37	101	528
34 NE Seabo	157	84	131	107	34	7	0	0	0	65	54	147	786
35 Hawaii	10	11	2	5	0	0	0	0	0	7	7	5	47
States Sub	738	680	591	506	156	14	0	0	0	313	365	672	4035
Foreign Countries													
36 Aust/NZ/Is	30	89	81	53	23	30	0	0	0	121	71	83	581
37 Canada	81	229	71	70	31	5	0	0	0	90	51	44	672
38 United Kin	93	194	118	120	30	0	0	0	0	64	72	89	780
39 France	91	110	55	52	27	1	0	0	0	59	67	57	519
40 Germany	157	208	269	124	37	9	0	0	0	102	123	139	1168
41 Neth/Belg	166	87	112	65	10	4	0	0	0	76	72	51	643
42 Israel	18	15	51	28	13	0	0	0	0	15	13	9	162
43 Mid East	10	22	15	2	0	0	0	0	0	2	5	17	73
44 Japan	17	8	6	4	6	0	0	0	0	13	2	14	70
45 Austria/Sw	103	89	90	76	14	1	0	0	0	34	40	34	481
46 Italy	60	176	37	19	20	0	0	0	0	12	6	60	390
47 Nordic Co	93	45	46	64	18	2	0	0	0	46	24	65	403
48 China	28	29	30	36	17	0	0	0	0	26	17	52	235
49 So Americ	60	51	16	85	24	8	0	0	0	47	54	49	394
50 Russia	4	22	12	7	11	0	0	0	0	27	14	6	103
51 Spain	52	109	44	42	12	4	0	0	0	15	28	36	342
52 India	6	11	29	2	0	0	0	0	0	11	18	6	83
53 Other Asia	7	11	24	34	36	4	0	0	0	23	50	58	247
54 Other Eurc	43	77	115	40	26	2	0	0	0	28	29	43	403
55 Africa	4	7	6	1	0	0	0	0	0	2	8	4	32
Foreign Su	1123	1589	1227	924	355	70	0	0	0	813	764	916	7781
TOTALS	2356	2720	2050	1649	638	91	0	0	0	1457	1351	1974	14286

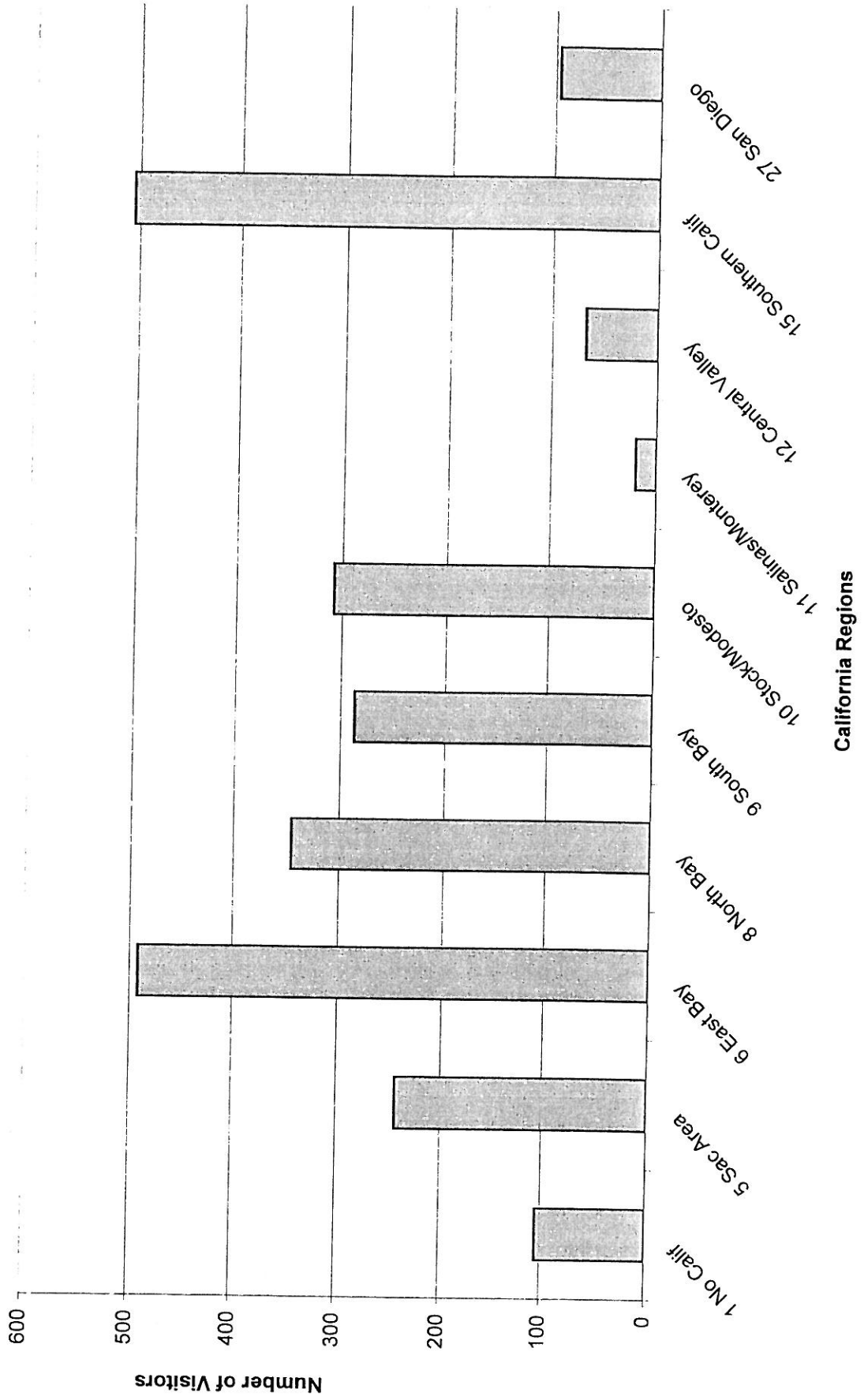
FY 2013 TOTAL WALK-IN DATA

VACATION STATION	Jul-12	Aug-12	Sep-12	Oct-12	Nov-12	Dec-12	Jan-13	Feb-13	Mar-13	Apr-13	May-13	Jun-13	TOTALS
California													
1 No Calif	0	0	0	0	0	0	0	0	0	0	3		0
5 Sac Area	0	0	0	0	0	0	0	0	0	0	5		0
6 East Bay	0	0	0	0	0	0	0	0	0	0	8		0
8 North Bay	0	0	0	0	0	0	0	0	0	0	11		0
9 South Bay	0	0	0	0	0	0	0	0	0	0	0		0
10 Stock/Moc	0	0	0	0	0	0	0	0	0	0	9		0
11 Salinas/M	0	0	0	0	0	0	0	0	0	0	0		0
12 Central Va	0	0	0	0	0	0	0	0	0	0	10		0
15 Southern c	0	0	0	0	0	0	0	0	0	0	13		0
27 San Diego	0	0	0	0	0	0	0	0	0	0	7		0
CA Subtot	0	0	0	0	0	0	0	0	0	0	66	0	0
States													
28 SouthWes	0	0	0	0	0	0	0	0	0	0	6		6
29 NorthWes	0	0	0	0	0	0	0	0	0	0	3		3
30 MidWest	0	0	0	0	0	0	0	0	0	0	0		0
31 Central St	0	0	0	0	0	0	0	0	0	0	0		0
32 Southern S	0	0	0	0	0	0	0	0	0	0	0		0
33 SE Seabo	0	0	0	0	0	0	0	0	0	0	2		2
34 NE Seabo	0	0	0	0	0	0	0	0	0	0	0		0
35 Hawaii	0	0	0	0	0	0	0	0	0	0	0		0
States Sub	0	0	0	0	0	0	0	0	0	0	11	0	11
Foreign Countries													
36 Aust/NZ/Is	0	0	0	0	0	0	0	0	0	0	2		2
37 Canada	0	0	0	0	0	0	0	0	0	0	6		6
38 United Kin	0	0	0	0	0	0	0	0	0	0	2		2
39 France	0	0	0	0	0	0	0	0	0	0	0		0
40 Germany	0	0	0	0	0	0	0	0	0	0	2		2
41 Neth/Belg	0	0	0	0	0	0	0	0	0	0	2		2
42 Israel	0	0	0	0	0	0	0	0	0	0	0		0
43 Mid East	0	0	0	0	0	0	0	0	0	0	0		0
44 Japan	0	0	0	0	0	0	0	0	0	0	0		0
45 Austria/Sw	0	0	0	0	0	0	0	0	0	0	0		0
46 Italy	0	0	0	0	0	0	0	0	0	0	0		0
47 Nordic Co	0	0	0	0	0	0	0	0	0	0	2		2
48 China	0	0	0	0	0	0	0	0	0	0	0		0
49 So Americ	0	0	0	0	0	0	0	0	0	0	0		0
50 Russia	0	0	0	0	0	0	0	0	0	0	0		0
51 Spain	0	0	0	0	0	0	0	0	0	0	0		0
52 India	0	0	0	0	0	0	0	0	0	0	0		0
53 Other Asia	0	0	0	0	0	0	0	0	0	0	2		2
54 Other Euro	0	0	0	0	0	0	0	0	0	0	0		0
55 Africa	0	0	0	0	0	0	0	0	0	0	0		0
Foreign Su	0	0	0	0	0	0	0	0	0	0	18	0	18
TOTALS	0	0	0	0	0	0	0	0	0	0	95	0	95

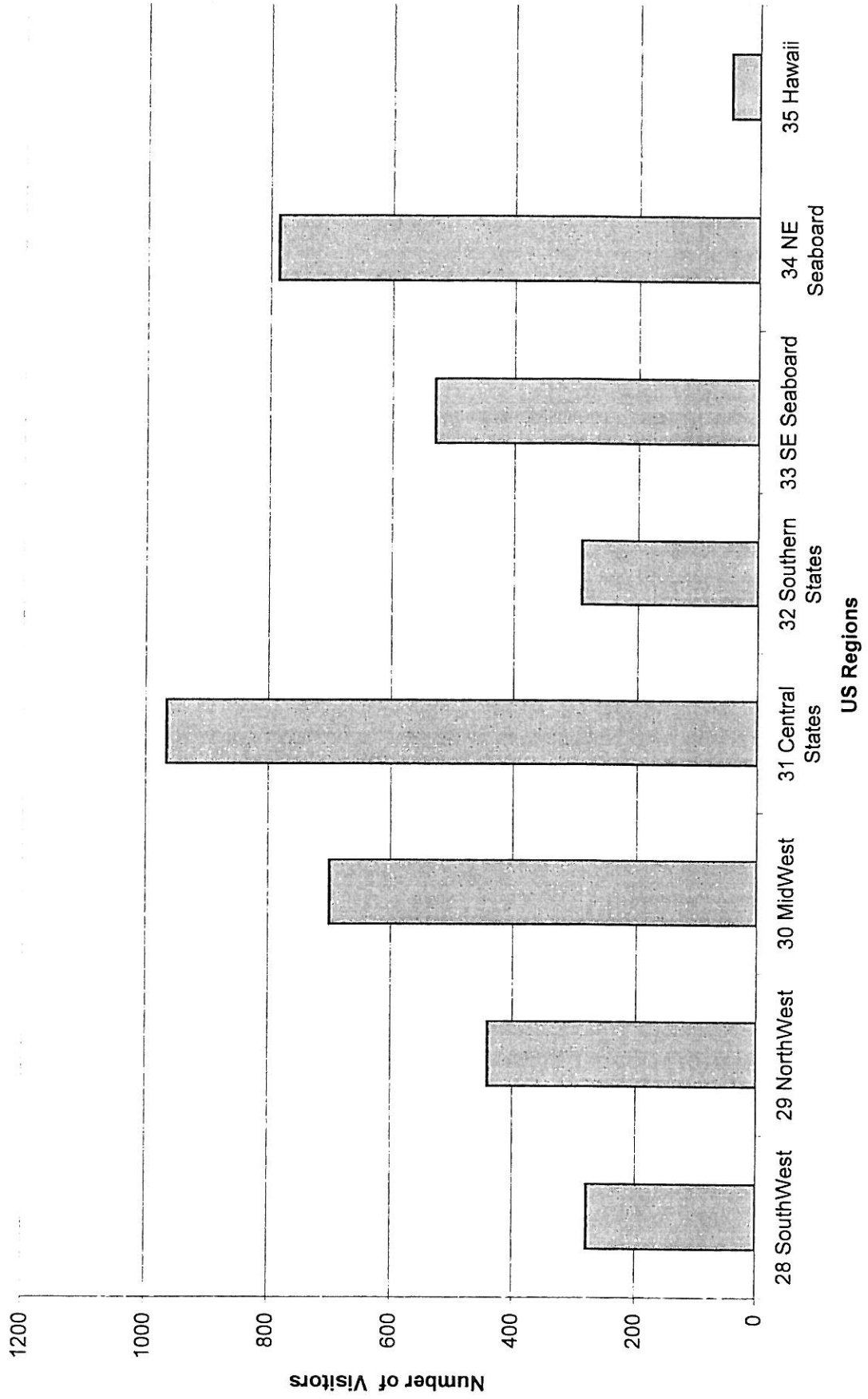
FY 2013 TOTAL WALK-IN DATA

SONORA DATA													
California	Jul-12	Aug-12	Sep-12	Oct-12	Nov-12	Dec-12	Jan-13	Feb-13	Mar-13	Apr-13	May-13	Jun-13	TOTALS
1 No Calif	22	15	26	17	0	9	4	9	6	13	8		129
5 Sac Area	38	32	20	3	13	12	5	17	21	27	7		195
6 East Bay	38	30	30	19	6	20	24	11	24	30	10		242
8 North Bay	17	14	6	14	5	10	12	6	12	7	18		121
9 South Bay	30	30	17	21	11	20	7	17	5	2	3		163
10 Stock/Moc	51	33	45	30	46	22	38	29	48	37	13		392
11 Salinas/M	0	3	0	0	0	0	2	2	0	3	3		13
12 Central Va	28	9	9	22	6	0	6	2	11	12	16		121
15 Southern C	75	56	49	23	19	20	0	8	33	14	21		318
27 San Diego	5	7	6	2	11	6	5	8	14	13	21		98
CA Subtotal	304	229	208	151	117	119	103	109	174	158	120	0	1792
States													
28 SouthWes	25	12	26	11	4	1	0	0	5	4	19		107
29 NorthWes	37	29	24	24	5	0	1	14	25	31	30		220
30 MidWest	20	24	19	6	6	6	4	0	6	5	14		110
31 Central St	26	25	16	7	5	4	0	6	13	14	24		140
32 Southern S	6	6	0	2	1	0	0	2	0	7	8		32
33 SE Seabo	6	16	10	10	8	4	0	10	0	14	6		84
34 NE Seabo	15	27	8	13	10	2	2	4	5	10	15		111
35 Hawaii	3	2	2	1	0	0	0	0	5	2			15
States Sub	138	141	105	74	39	17	7	36	59	87	116	0	819
Foreign Countries													
36 Aust/NZ/Is	13	16	27	13	2	5	4	2	4	17	22		125
37 Canada	11	5	8	11	2	2	0	6	16	14	22		97
38 United Kin	18	30	32	23	0	2	2	7	10	16	24		164
39 France	23	22	2	15	0	0	0	0	4	9	4		79
40 Germany	15	39	37	9	6	2	0	4	12	17	20		161
41 Neth/Belg	32	30	14	12	2	0	0	2	0	4	20		116
42 Israel	8	3	9	4	0	2	0	0	0	0	1		27
43 Mid East	5	2	0	0	0	0	0	0	1	0	0		8
44 Japan	0	4	2	0	0	0	0	0	0	0	0		6
45 Austria/Sw	9	2	4	5	2	2	0	2	2	4	5		37
46 Italy	6	0	4	0	0	0	0	0	2	0	3		15
47 Nordic Co	20	3	4	12	0	0	1	0	7	14	3		64
48 China	3	0	0	0	0	0	0	2	0	1	0		6
49 So Americ	15	2	4	0	0	2	11	0	0	2	2		38
50 Russia	0	0	0	0	0	0	0	2	0	0	0		2
51 Spain	0	0	0	3	0	0	0	0	0	2	2		7
52 India	0	0	0	0	0	0	0	0	0	0	0		0
53 Other Asia	4	0	0	0	0	0	2	0	2	0	0		8
54 Other Euro	8	0	6	7	0	0	0	0	1	1	6		29
55 Africa	0	0	0	0	0	0	2	0	0	2	0		4
Foreign Su	190	158	153	114	14	17	22	27	61	103	134	0	993
TOTALS	632	528	466	339	170	153	132	172	294	348	370	0	3604

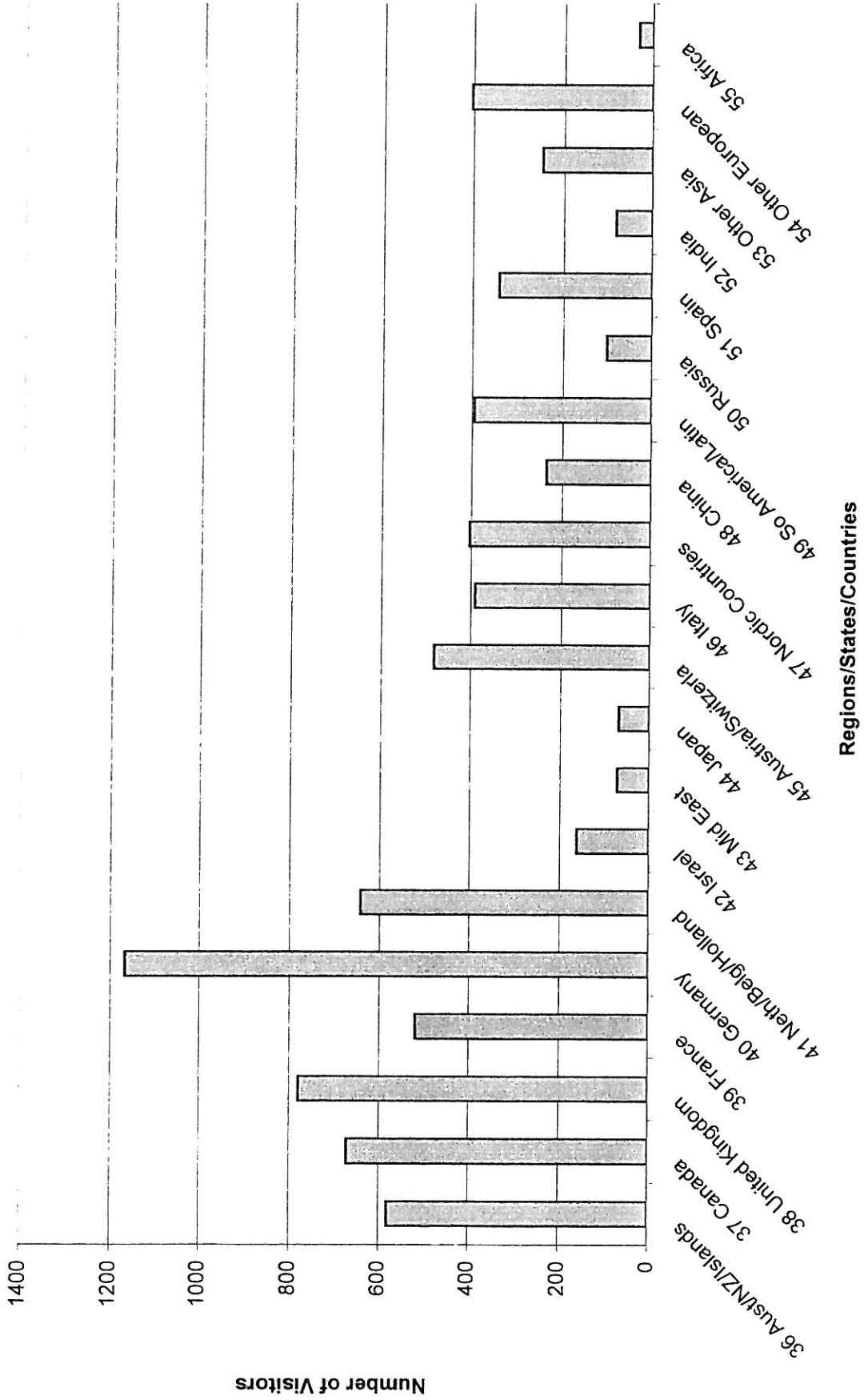
FY 2013 Walk-In Tallies California Regions Chinese Camp



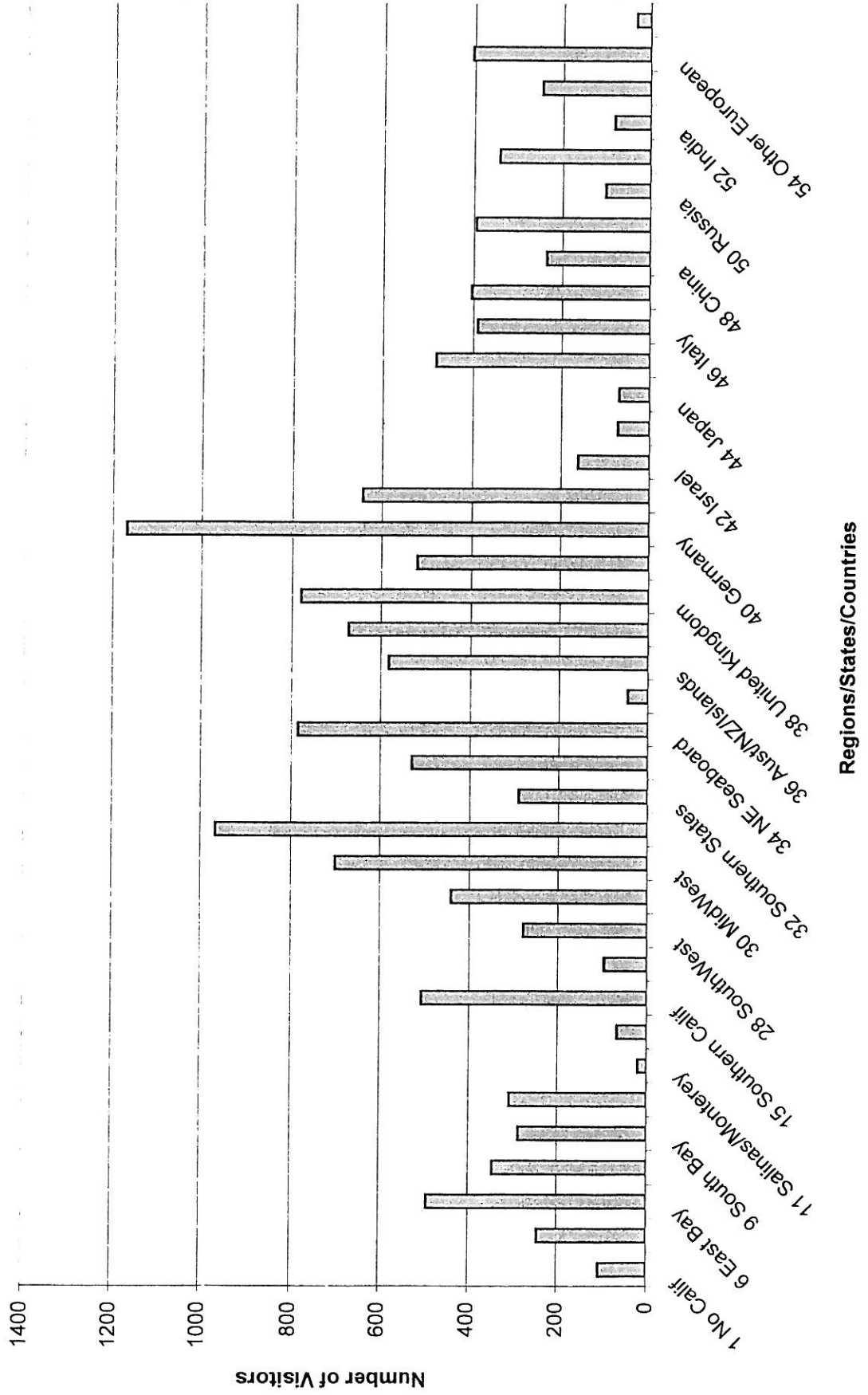
FY 2013 Walk-In Tallies United States Chinese Camp



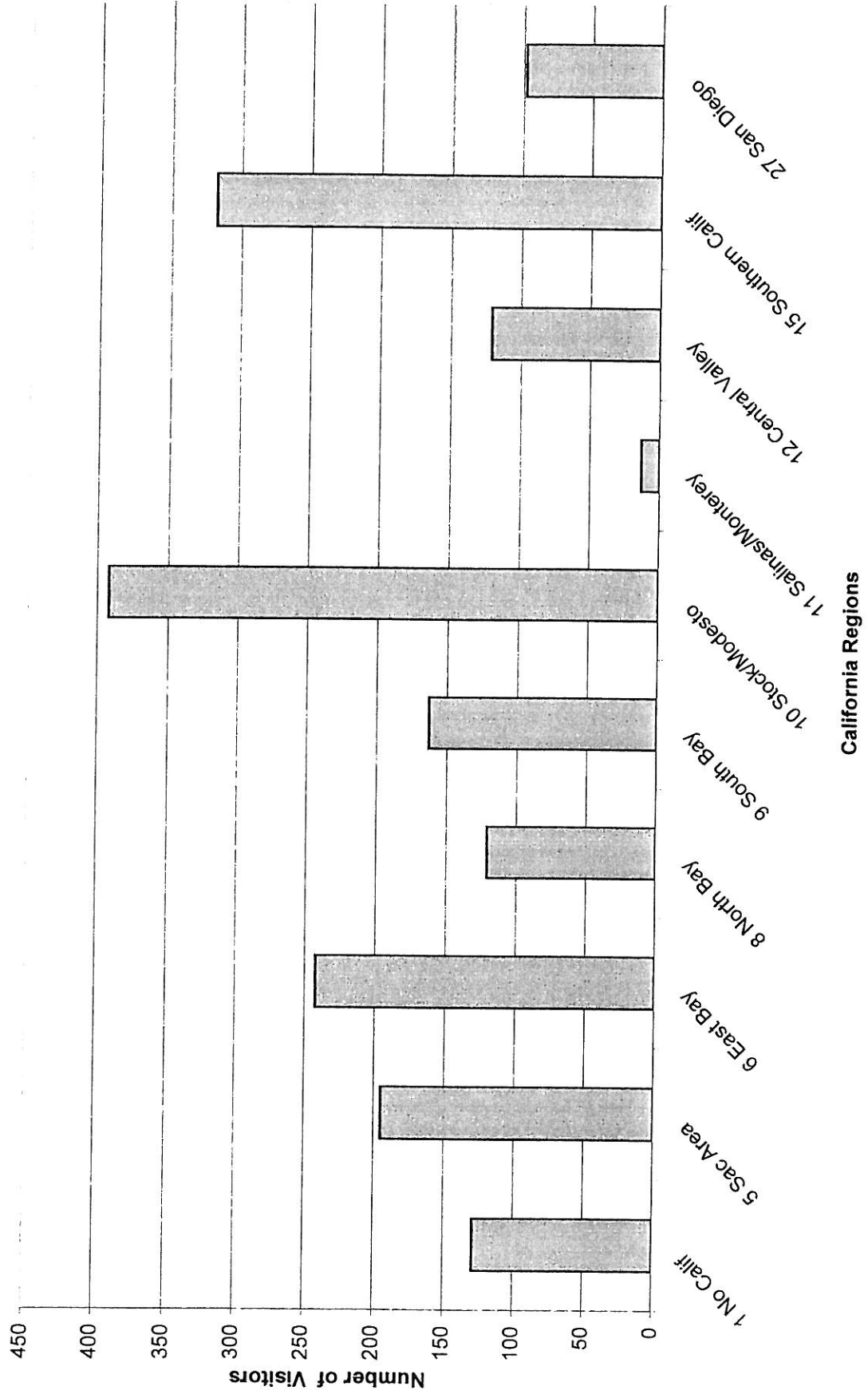
FY 2013 Walk-In Tallies From Foreign Countries Chinese Camp



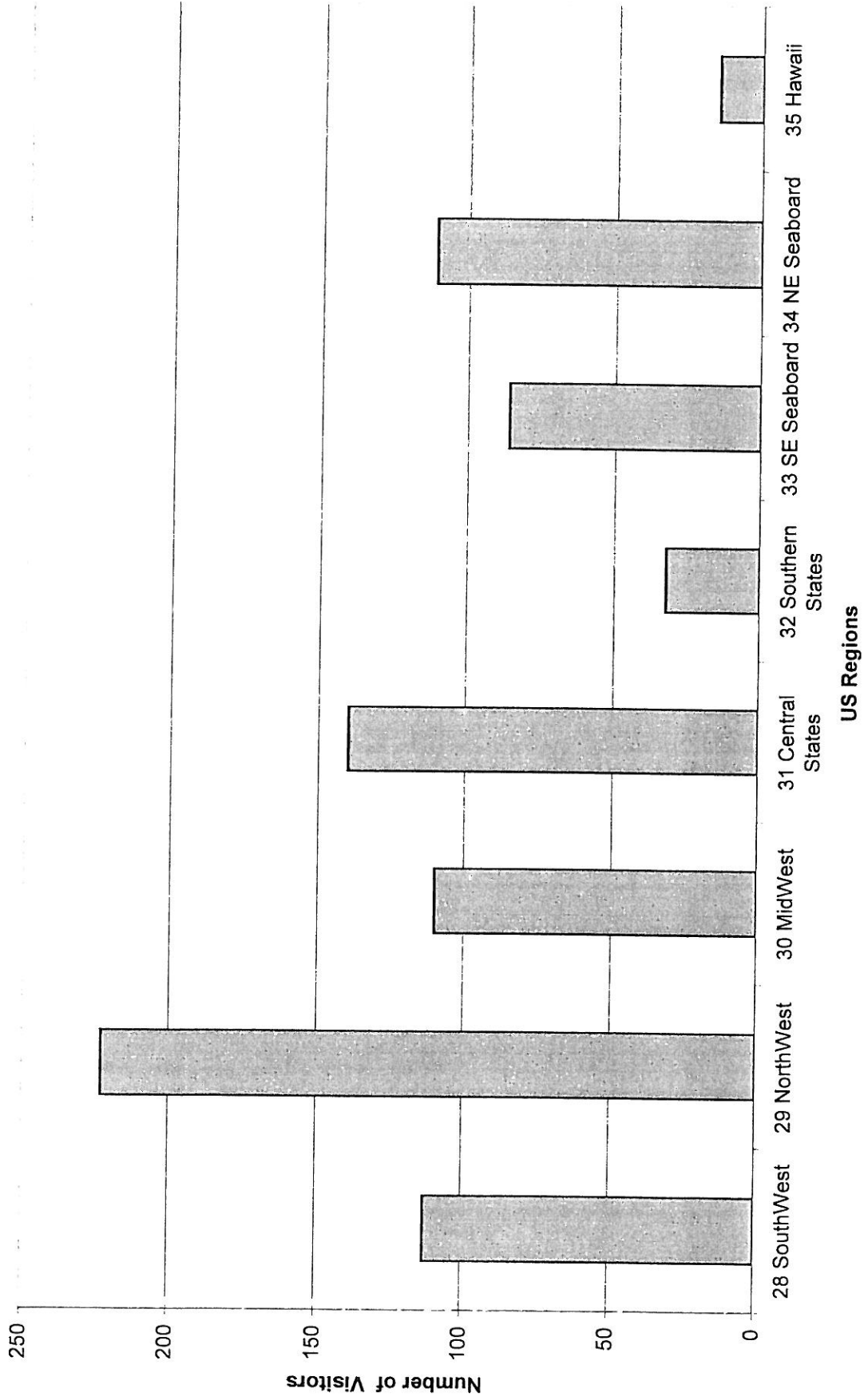
FY 2013 Walk-In Tallies World Wide Chinese Camp



FY 2013 Walk-In Tallies California Regions Sonora



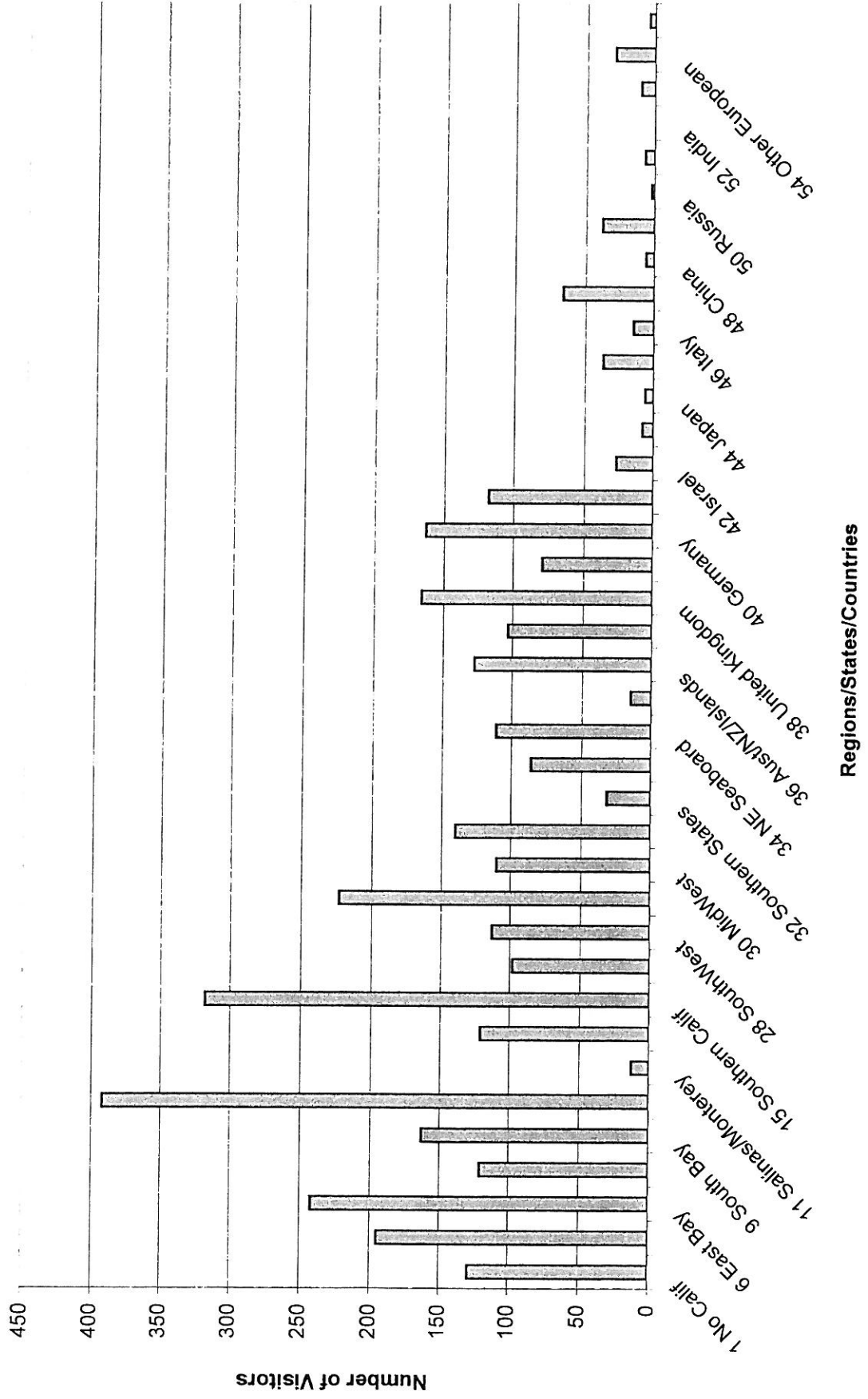
FY 2013 Walk-In Tallies United States Sonora



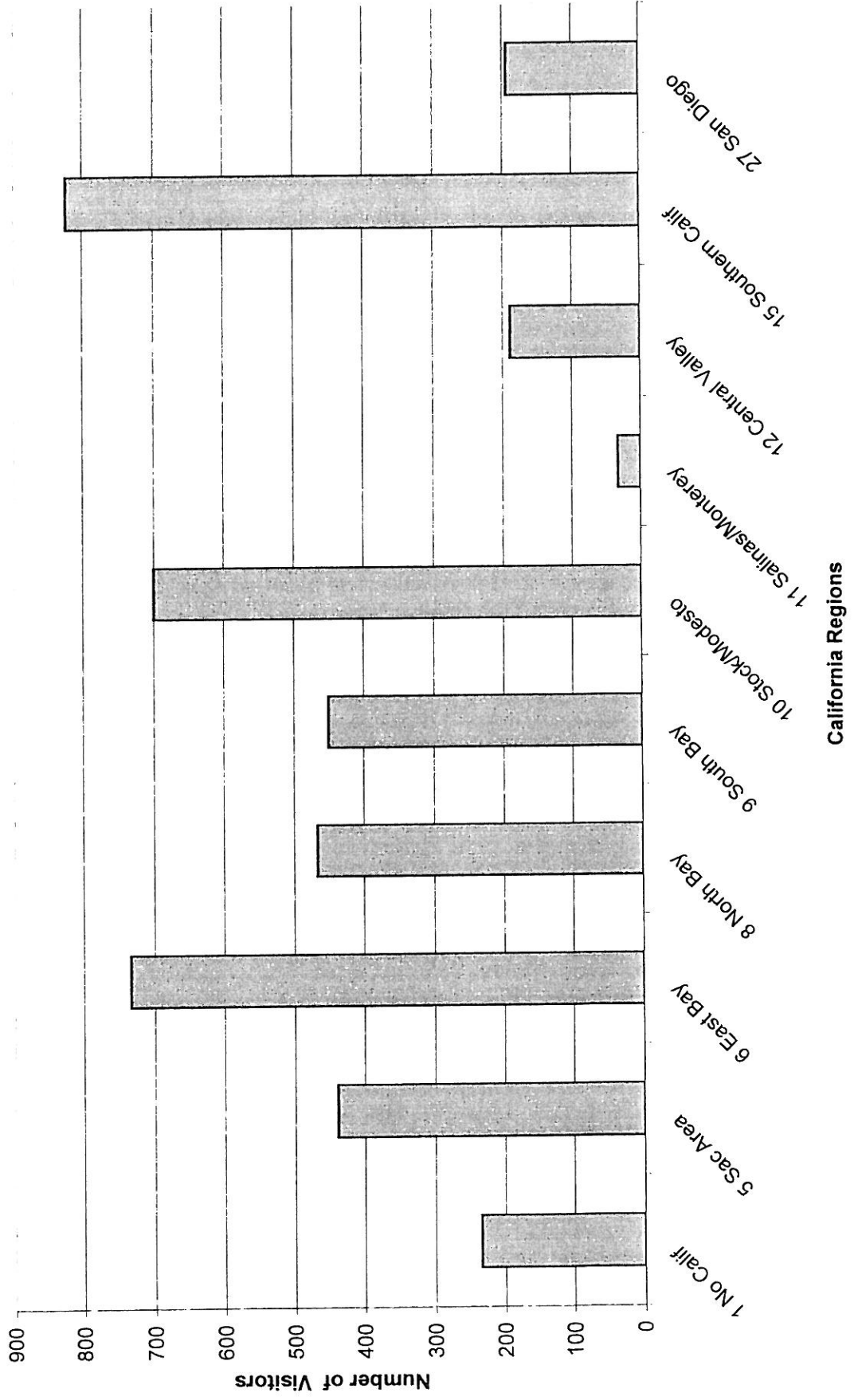
FY 2013 Walk-In Tallies From Foreign Countries Sonora



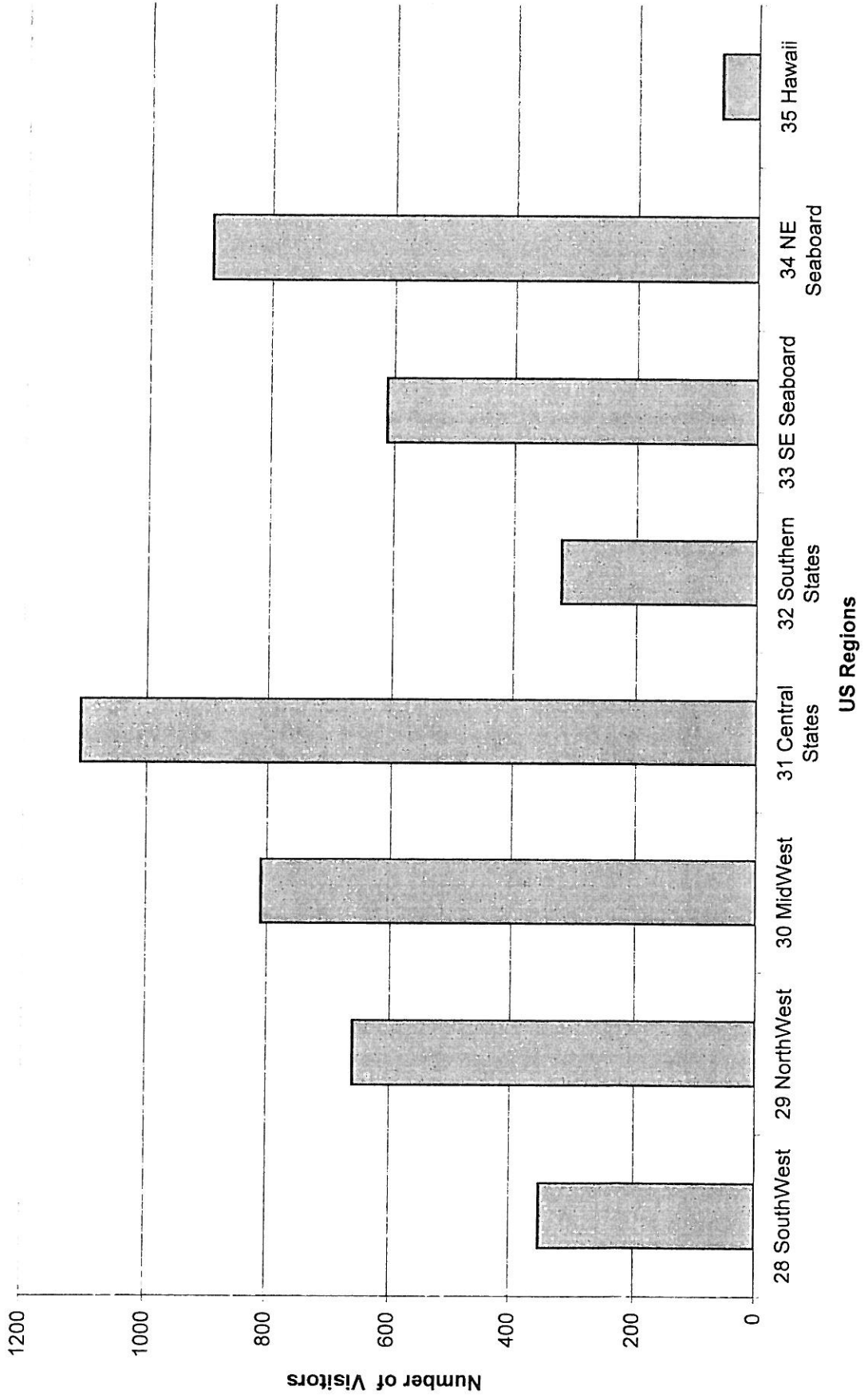
FY 2013 Walk-In Tallies World Wide Sonora



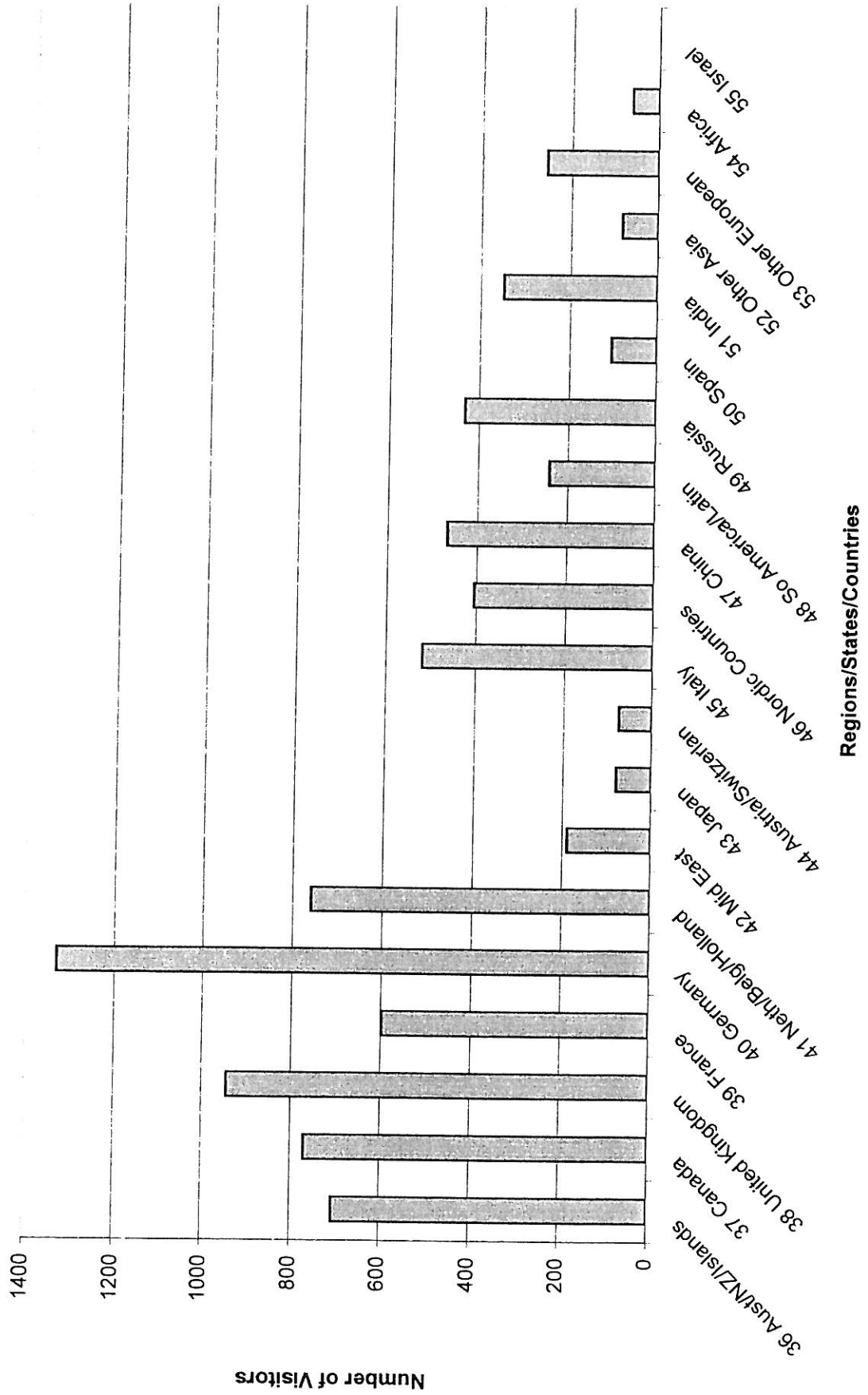
FY2013 Walk-In Tallies California Regions Total Data



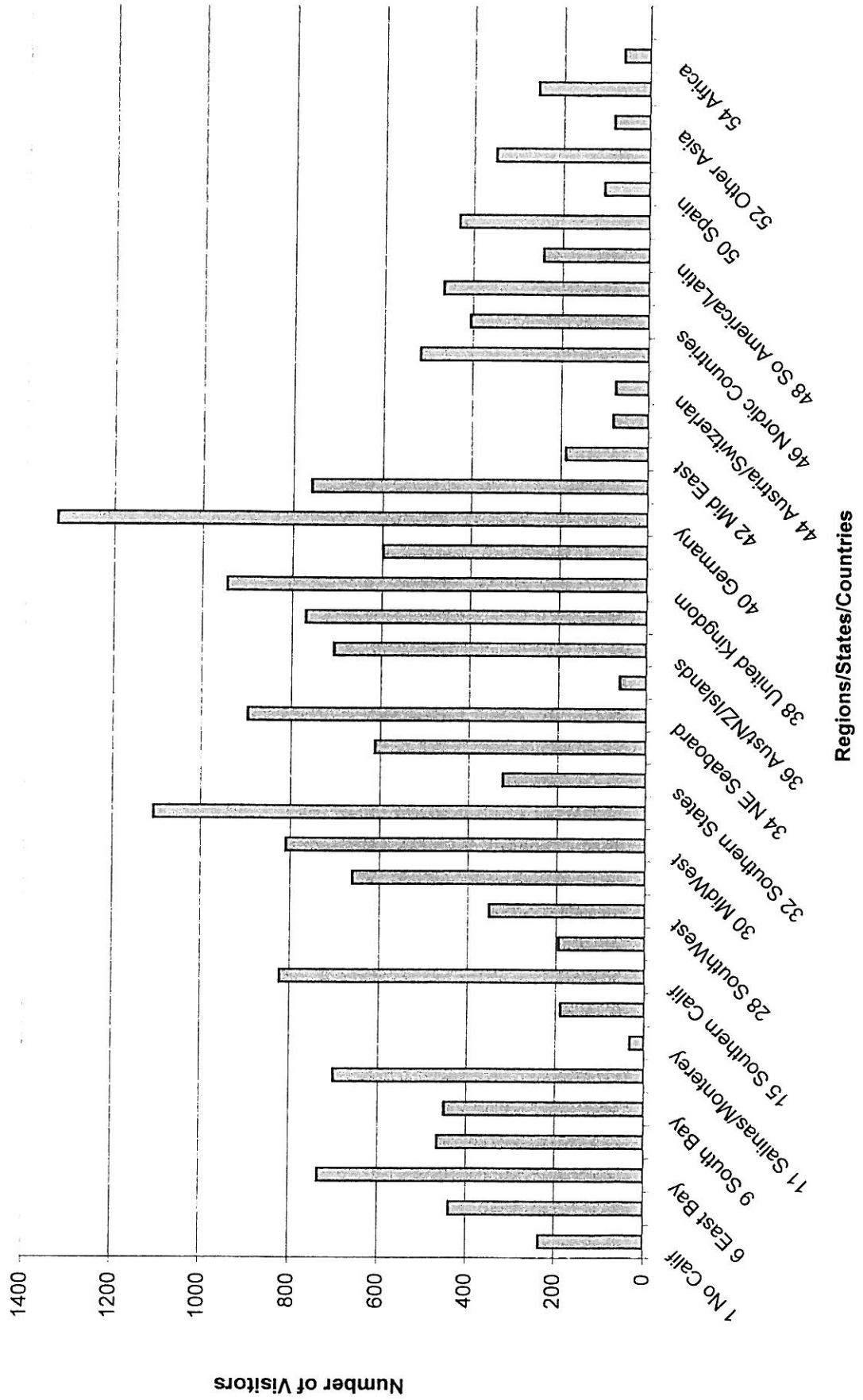
FY 2013 Walk-In Tallies United States Total Data



FY 2013 Walk-In Tallies From Foreign Countries Total Data




FY 2013 Walk-In Tallies World Wide Total Data



FY 2013 Mailout Statistics

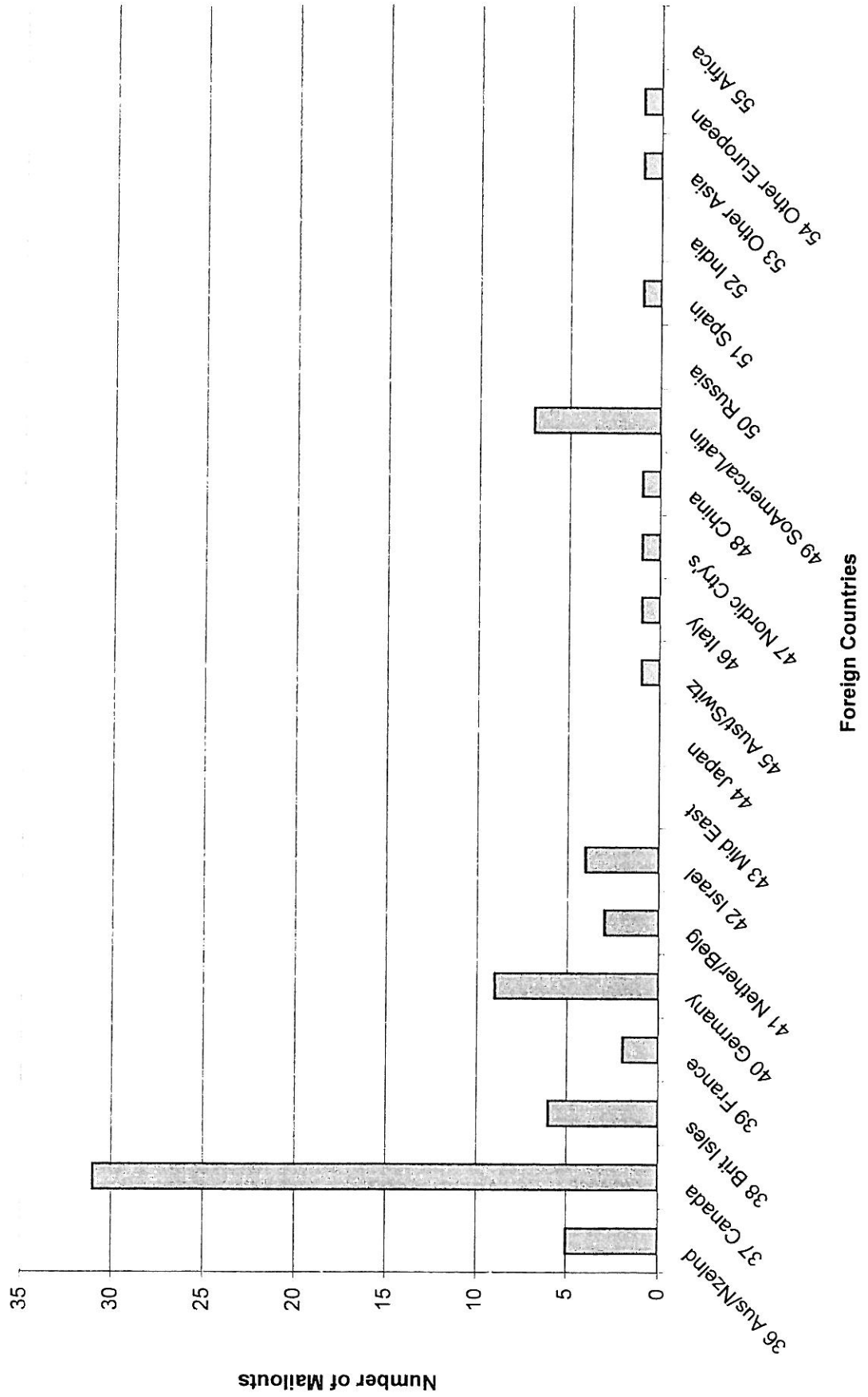
	7/12	8/12	9/12	10/12	11/12	12/12	1/13	2/13	3/13	4/13	5/13	6/13	fy totals
California													
1 No Calif	4	3	36	20	37	6	6	4	1	10	8	13	2
5 Sac Area	6	8	59	21	49	13	59	4	1	9	10	7	15
6 East Bay	7	12	61	29	52	13	61	4	4	9	9	6	10
8 No Bay	9	5	33	27	31	5	33	11	1	7	1	4	10
9 So Bay	1	6	31	19	23	6	31	5	0	3	3	6	12
10 S/M/Mod	5	13	35	23	28	8	35	7	7	2	5	7	12
11 San/Mont	2	1	8	2	4	2	1	0	0	1	0	1	4
12 Cent Vall	5	2	11	14	21	7	11	2	3	3	9	2	2
15 So Calif	15	15	9	9	21	11	11	11	8	14	30	26	187
27 San Diego	2	4	6	5	5	2	1	2	1	5	0	1	1
Subtotal	56	69	289	189	271	72	56	28	67	59	77	94	1307
28 So West	9	9	46	28	50	17	10	2	17	8	22	13	231
29 No West	7	9	7	7	17	1	9	5	14	5	14	8	103
30 Mid West	11	17	8	12	15	6	11	2	25	8	17	10	142
31 Central	16	26	9	11	23	10	38	3	56	32	32	41	297
32 So States	2	8	4	5	8	3	4	2	2	5	10	11	72
33 SE Seabrd	6	16	8	8	14	7	12	2	18	12	11	9	123
34 NE Seabrd	12	15	7	12	17	12	13	3	43	18	19	16	187
35 Hawaii	1	2	0	2	0	0	0	0	1	0	0	0	7
Subtotal	64	102	89	85	144	56	97	20	178	93	126	108	1162
36 Aus/Nz/Ind	0	0	0	0	0	0	0	0	1	1	1	1	5
37 Canada	2	3	1	3	4	1	1	1	1	4	3	3	31
38 Brit Isles	1	1	0	1	0	0	0	0	0	2	1	0	6
39 France	0	1	0	0	0	0	0	0	0	0	1	0	2
40 Germany	0	0	2	0	2	1	1	0	0	0	2	0	9
41 Nether/Belg	0	0	0	1	0	0	1	0	0	0	0	0	3
42 Israel	0	0	0	0	0	0	0	0	0	0	0	2	4
43 Mid East	0	0	0	0	0	0	0	0	0	0	0	0	0
44 Japan	0	0	0	0	0	0	0	0	0	0	0	0	0
45 Aust/Switz	0	0	0	1	0	0	0	0	0	0	0	0	1
46 Italy	0	0	0	0	0	0	0	0	0	1	0	0	1
47 Nordic City's	1	0	0	0	0	0	0	0	0	0	0	0	1
48 China	0	0	0	0	0	0	0	0	0	1	0	0	1
49 SoAmerica/Latin	0	0	1	0	0	1	0	0	0	2	1	0	7
50 Russia	0	0	0	0	0	0	0	0	0	0	0	0	0
51 Spain	0	0	0	1	0	0	0	0	0	0	0	0	1
52 India	0	0	0	0	0	0	0	0	0	0	0	0	0
53 Other Asia	0	0	0	0	0	0	0	0	0	0	1	0	1
54 Other European	0	0	0	0	0	0	0	0	0	0	1	0	1
55 Africa	0	0	0	0	0	0	0	0	0	0	0	0	0
Foreign Subtotal	4	5	4	7	6	4	3	2	11	11	11	6	74
Totals	124	176	382	261	421	132	156	60	266	163	209	213	2543

FY 2013 Mailouts Worldwide

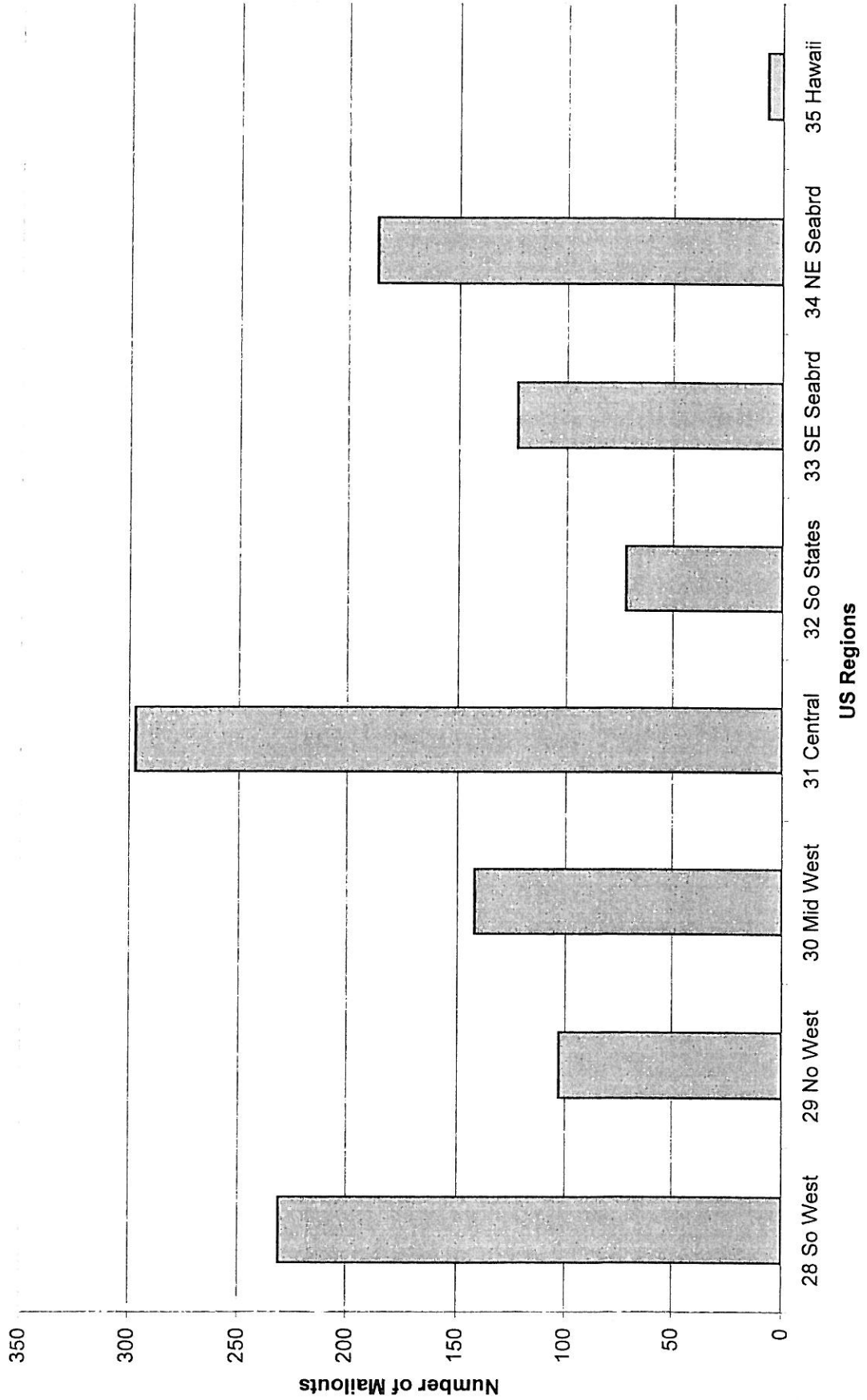


Regions/Countries

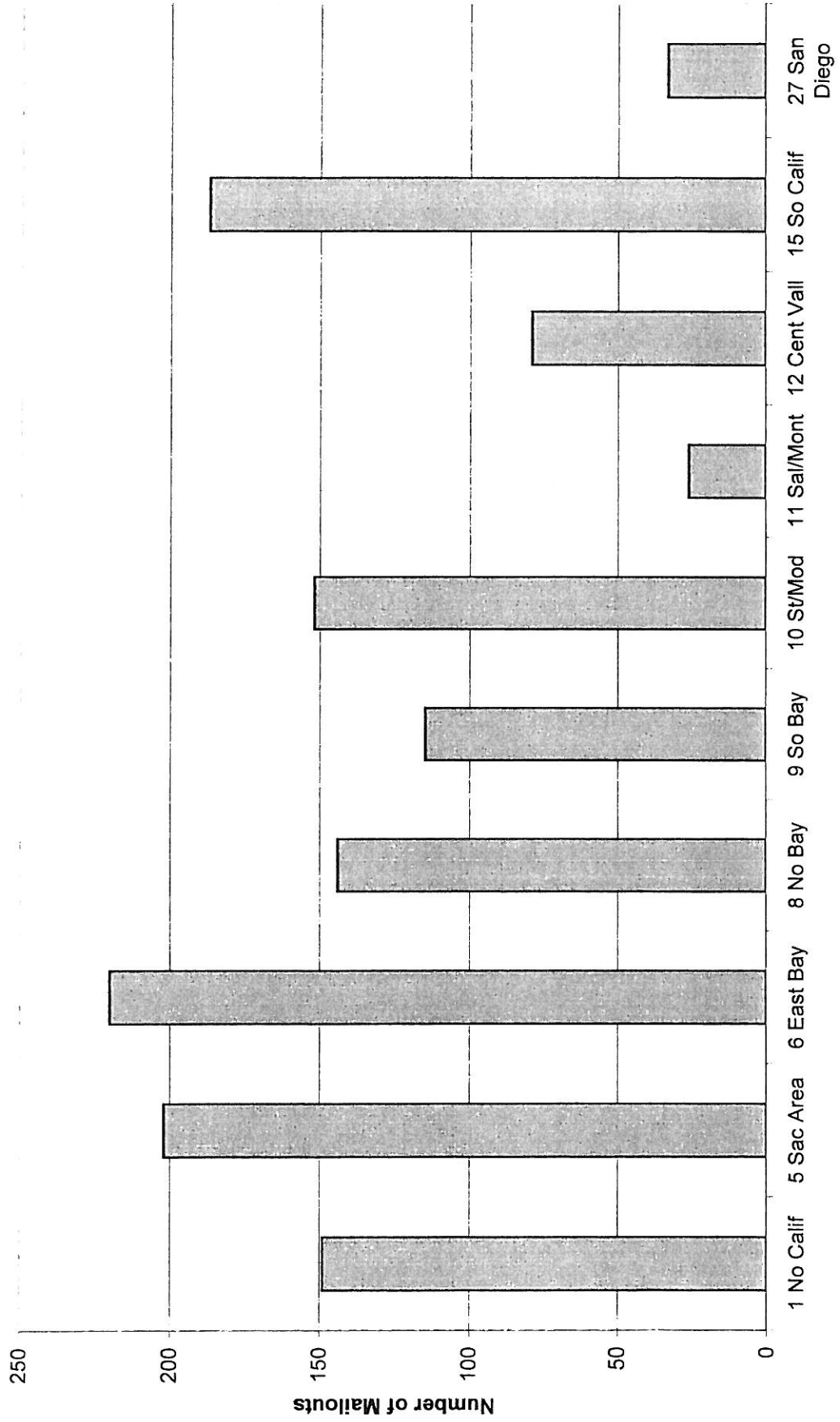
FY 2013 Mailouts to Foreign Countries



fy 2013 Mailouts to United States



FY 2013 Mailouts to California



California Regions

FY 21013 Mailouts by Source of Request

Source	months												totals		
	7/12	8/12	9/12	10/12	11/12	12/12	1/13	2/13	3/13	4/13	5/13	6/13			
Chambers	0	3	0	0	2	1	0	0	1	0	0	0	0	0	7
CVG	82	133	68	68	169	48	89	193	1	0	0	161	54	1066	
Fam/Friend	1	3	2	6	4	4	0	0	6	0	12	0	9	47	
GCVA	0	0	0	0	0	0	0	0	0	0	0	0	0	0	
TCVB VG	2	1	1	1	1	1	1	1	1	1	0	0	0	0	
Here Before	1	5	0	0	0	0	0	0	0	3	2	0	0	11	
High Sierra	0	0	0	0	0	0	0	0	0	0	0	0	0	0	
Local Attrac	2	3	0	0	0	0	0	0	0	0	0	0	0	0	
Local Business	1	3	0	0	1	1	1	2	2	0	1	0	2	12	
Misc	0	5	4	7	1	1	2	1	0	1	1	2	3	27	
Other VB	0	0	1	3	0	0	0	0	0	0	0	0	0	94	
Radio/TV	0	0	0	0	0	0	0	0	0	0	0	90	0	0	
SFCVB	0	1	0	0	0	0	0	0	0	0	0	0	0	0	
Sierra Season	0	0	0	0	0	0	0	0	0	0	0	0	0	1	
Sunset	0	0	0	0	0	0	0	0	0	0	0	0	0	0	
VIA/AAA	0	1	288	128	238	64	32	8	7	0	0	0	91	91	
TCVB Web	7	3	0	0	0	0	0	0	0	0	0	0	2	771	
Internet	1	12	18	43	11	13	25	48	30	54	46	0	2	12	
Unknown	27	3	1	2	0	0	1	1	1	0	0	0	0	351	
Total Mailout	124	176	382	261	421	132	156	256	50	163	209	213	0	2543	

FY 2013 Mailouts by Source of Request

